

CCSD Redefining Ready Scorecard

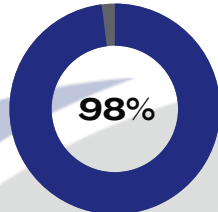
2022-2023

Clinton Community School District is committed to *Redefining Ready*, which goes beyond performance on standardized tests to provide a more well-rounded depiction of our students and district.

The indicators below represent the graduating class of 2023.

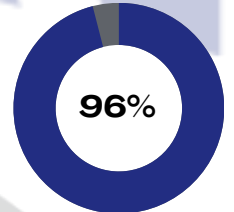
Attendance Rate

Attendance is more predictive of academic success than standardized test scores.



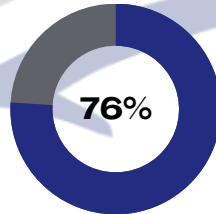
Service Learning

25+ hours of service learning enhances college graduation rates by 22%.



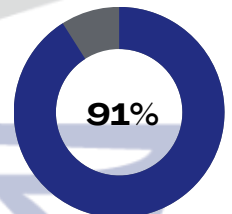
Engaged in 2 or More Co-Curriculars

Co-curricular participation promotes achievement, attitudes and habits that help lead to college and career success.



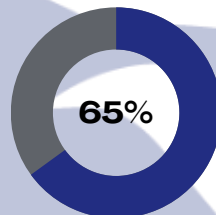
Dual Credit

HS students who have earned college credit are significantly more likely to persist and earn higher GPA's in college.



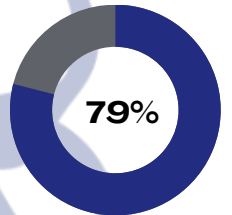
GPA of 2.8 or Higher

HS GPA is the strongest predictor of college success and students meeting this indicator have a higher likelihood of reaching the middle class.



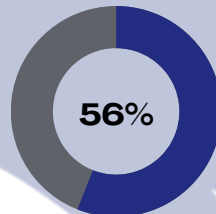
Earning a C or Higher in Algebra II

Success in Algebra II is necessary to enter a registered trade apprenticeship and linked to college enrollment and degree attainment.



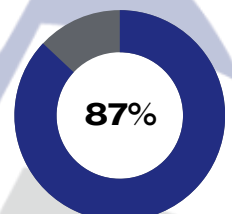
Work Based Learning & Industry Recognized Credentials

WBL and IRC allows students to apply academic lessons outside of the classroom while building employability skills and gaining valuable experiences.



Enrollment in Career Pathway Sequence

Completing two or more courses within a career pathway allows students to take advantage of career exploration and further develop a career path.



Percent of Students Meeting Indicators

Career Ready: 100%
College Ready: 64%

